

Creating Business Intelligence and Operational Excellence with the Challenges of Vulnerability Assessments

¹S. Senthil Kumar , ²Dr.M.Prabhakaran

¹Research Scholar, Department of Computer Science Karpagam University, Coimbatore, Tamil Nadu, India


²Assistant Professor, Department of Computer Science Government Arts College, Ariyalur, Tamil Nadu, India

-----Abstract-----

As the Log files in the organization has become a more strategic asset, the need for higher availability, security, and reliability has increased. Delivering what companies require to achieve a converged, complex data takes specialized knowledge and skills in a growing list of advanced technologies that includes security, and store the data. Equally important to a consistent, proven methodology is the ability of that methodology to be applied to different types of companies with various sizes, locations, geographic reaches, and overall technology requirements. Therefore, this work also emphasizes the criticality of selecting the data must be strong, diverse, broad-reaching ecosystem of partners that can understand unique business requirements and application needs as well as they understand the issues occurred in the log data. The application needs as well as understand the problems occurred for business intelligence and challenging of vulnerability assessments to find the result.

Keywords: Business intelligence, Vulnerability, Testing, Result analysis, Availability

Date of Submission: 22 March2013



Date Of Publication: 25, April.2013

I. INTRODUCTION

In the organization the growing concern about potential costal risk associated with neural phenomena such as erosion and human activities along the cast have created increasing interest in costal risk assessment which a critical and essential part of any decision is making process. It present fundamental information for managing and ranking possible action and strategies within any integrated coastal zone management plan treating environmental and social and economical aspects. Estimating risk involves identifying Hazard the event produces risk target element at risk and Vulnerability of element at risk the degree of intrinsic susceptibility of the features. Daude risk assessment techniques require integrating a great amount of data from several sources to provide a coherent vision of potential risk regarding mentioned components. Moreover coastal regions are under authority of different organizations in local provincial and federal governments.

However the risk assessment process is not as straightforward as one might imagine. Dealing such analysis is the main challenge of decision makers who are involved in any step of plan by allowing fast synthesis fast summarizing easy comparisons and multi level querying for efficient decision making purposes. In this regard the main objective of this research is in to develop an integrated multidimensional tool to improve coastal erosion risk assessment and representation. Spatial Online Analytical Processing is used as platform to accommodate the multidimensional aspect of risk assessment. Fuzzy Set Theory is proposed to improve the representation of risk zones due to inherent nature of risk and existence of uncertainty in different level. The proposed approach can be then applied to several types of objects in coastal area such as roads buildings plants and people that are vulnerable to erosion.The world is changing and moving every minute. Due to the global warming effect today the world climate changes daily and unexpectedly. Recently there were many unpredictable natural disaster incidents happened all over the world heavy snow storm. Therefore the planning to cope with disasters is required. This will explore the new era of road planning by taking into account the Vulnerability of road network. From the important of road transport in this research Vulnerability of road network is quantified in several terms and these measurements are introduced to help in the decision support making for road planning process. The Vulnerability will indicate the significance of certain roads in transport network as it will display links lines which are broken or cut off and might cause the greatest impact in a whole transportation network. There are two primary measurements that include Consequence and Risks or Probability. Consequence is an indicator of link properties such as travel cost accessibility and free flow travel time that affected from disasters or incidents.

Risks or Probability is monitoring of atmosphere along the route to define chance of disaster by considering the historical data. These values are used for Vulnerability calculation. The use of the term vulnerability in the context of road network or system is sometimes confused with reliability term for example Berdica proposed vulnerability in the network of road transport can be seen is the complement of reliability. Part of the confusion with the concept of vulnerability and reliability might be explained if the observer will be introduced for example Immers reliability rather it is the user focus on the quality of transportation systems and the nature of the system itself. They define reliability as the degree of certainty with which a traveler is able to estimate his own travel time which is based on the probability distribution and the stability of travel time and the existing data. And alternatives to travel the system is lacking reliability when our expectations have not been consistently in compliance with the other hand are interpreted purely on the theory of reliability such as the connection is not reliable like for example connectivity reliability and terminal reliability the probability of an existing path between two nodes.

II. LITERATURE REVIEW

In the previous method, for business intelligence for security and vulnerability assessment the concept Adaboost algorithm which has been used. The classifiers such as Bayes Net, Naive Bayes and Decision tree are used as weak classifiers. A benchmark data set is used in these experiments to demonstrate that boosting algorithm can greatly improve the classification accuracy of weak classification algorithms. But this algorithm as not given the security and fast able result to the users in the business Intelligence people, in the modern technology with the fast world, and also time consuming is not efficient to set their goal in the business. So that for the Business people we proposed a new method as “Creating Business Intelligence and Operational Excellence with the Challenges of Vulnerability Assessments.

2.1 Network Vulnerability

The vulnerability in the context of highway network or system is sometimes confused with reliability phrase. For example the vulnerability in the network of highway transport can be seen is the complement of reliability. The vulnerability and reliability explained if the observed introduced. For example the reliability rather is the user focus on the quality of transportation system and the analysis of the system itself. The reliability of connection or not reliable like for example connectivity reliability and terminal reliability.

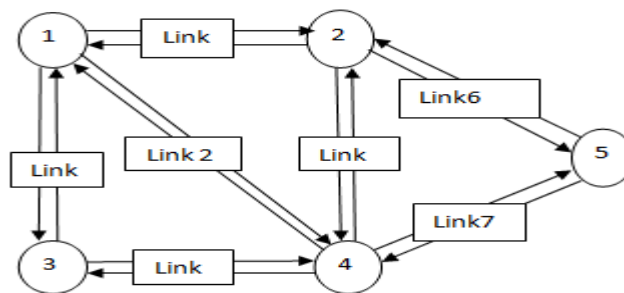


Figure1. Vulnerability Evaluation

All the quantity for the attribute point out above however unmoving envelop only consequence view but in the reality and we have to consider in the vulnerability. (Eg.Figure1) The business in knowledgeable for security and vulnerability evaluation find out to the user can identify the problem we can make the problems. The data will be transportations from the database means they will be attack the data not stored from the web log files the measure for the links to transportations to the log files. The vulnerability network system not yet to the clearly accepted to the definition. We are difficult to call the system vulnerable if it fails means the network are therefore the construction is not vulnerable.

2.2 Clustering Analysis

The clustering analysis is a fully automatic process which divides as collection of documents into groups. For example the clustering in the text mining is the analyze e-mail from the customer to realize to there are some importance matter that have been overlooked. The effect of the clustering is to segment a document collection into subset the cluster within which the document is similar in that they common features. The clustering can be used to we provide an overview of the contents of a large document collection we identify hidden similarities of the process of the browsing to find the similar or related information.he user can view the information to the web server means the data will be failures from the network. That information cannot stored

from the data base in the web log files. We cannot find the information they data will be failure occurred in file. The vulnerability data clustering for the business they data will be stored from the data base. The web log files data will be stored in the database.

2.3 Log Correlation

The users can accesses to different application are stored as a separate record in the log files. The log files are an invaluable resource of information for attack detection. Tracking for each and every activity in the different log files allows us to gain almost complete information about all aspect attack and behavior. The correlating data from log files of multiple sources helps us in achieving effective decision about detection of attack. It also facilitates reduction of false alarms due to the knowledge from various sources. Two different approaches based on log correlation as stated in for attack detection.

2.4 Enabling Reliable System Log

The reliable system log feature is based on reliable system log logging uses which ensure that connection are set up including packet transmitted. They are several profile is available from the system log but only the profile currently supported on the item.

III. BUSINESS PROCESS

The business process present as the road network system is very important to the society due to the function that helps people in the social to communicate and access all places of various utilities. The organization process analyze to the customer information to realize to there are some importance matter that have been overlooked. The reliable system to find the customer information to the web server means the data will be stored from the web log files. The user can view that information to the web log files based on the files to compare the existing files for the business process. But that information cannot view the information to the web server means the data will be failure from the network.

The customer information stored from the data base in web log files. The different network used to gathering the information from the different protocol. All data will be stored from the data base in the web log files consider that files based on the information in the business process. The N number of information browsing from the network that information stored from the web log files. All data will be stored from the web log files in date and time which information to be search from the network all details will be stored from the web log files. Then open the web log file means user can view the information but cannot view the full document in the web log files. The customer information find to relationship implement to the business process.

IV. PROPOSED SYSTEM

4.1 Vulnerability Network System

The expression vulnerability in the context of road network or system is sometimes confused with reliability term for example the proposed vulnerability in the network of road transport can be seen is the complement of the reliability. Part of the confusion with the concept of vulnerability and reliability might be explained if the observer will be introduced for example reliability rather it is the user focus on the quality of transportation systems and the nature of the system itself.

They identify reliability as the degree of certainty with which a traveler is able to estimate his own travel time which is based on the probability distribution and the stability of travel time and the existing data. For example the same data search the network means the different IP address stored in the data from the log file. The will be data stored in the log file means it has specify the time and IP address and date will be stored in the database.

The all reports that include destination and client addresses are only displayed as IP addresses. Organization should establish logging standard and procedures to ensure that satisfactory information is collected by logs and security software and that data is analysis commonly. The length of time to maintain log data is conditional of several factors including the organization data maintenance approach and the volume of data.

4.2 Security Log Server

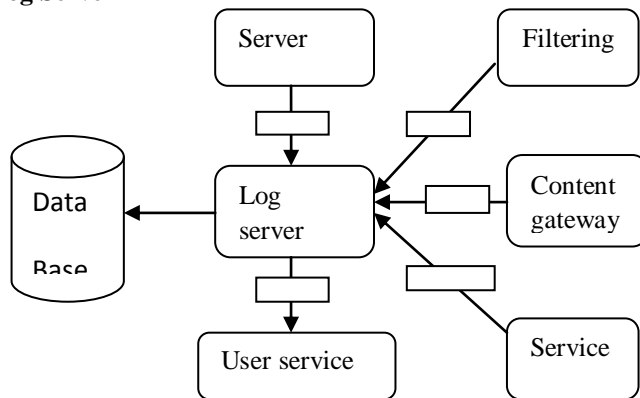


Figure2. Architecture of Business Process

Log server also requests and receives user and group information from user service. Category risk class and protocol information from policy server. When a user generates browsing data for the first time log server requests information about that user from user service which pulls the needed data from the directory server. (Eg.Figure2) From that point on log server regularly requests user information for employee names network login names and group membership updating its stored data accordingly as changes are found in the directory. Custom categories and protocols as well as changes to risk class mappings are forwarded to log server and maintained in the log database. When there is a problem with log server none of this data is sent to the log database. Information does not include the most recent browsing data user information or personalized filtering information.

4.3 Web Log Preprocessing

The web logs preprocessing the inputs to the preprocessing phase are the log and the web site files. The outputs are the user consultation file transaction from the web servers registers the web log server. The every access they get in which important piece of information about the accessing the recorded from the URL requested the IP address which the request invents and timestamp. The log files located from the different places web servers and web proxy server and client browsers. The log file formatted is the common log file format preprocessing it contains data cleaning and user identification and session identification and formatting. The web log preprocessing user identification for the data search the information from the web server means the data will be stored from the database in the web log files. They user can seeing the web log file which file stored and specify the time data capacity all information will be identify the user. The data cleaning for clustering the web log file from the database.

4.4 Proposed System Architecture

The proposed system architecture In layer1 the Datasets are collected from an organization and extract the data log files. The log files are extracting using the method of Data Feature Extraction analysis (DFEA). By this method we can extract the large data sets in organizations. In layer 2 the data are clustered by using fastest fist clustering method. And we use another method for clustering is “Farthest Fist Algorithm” that the files in the data must not be overlapped, overwrite, No duplication files must be occur.

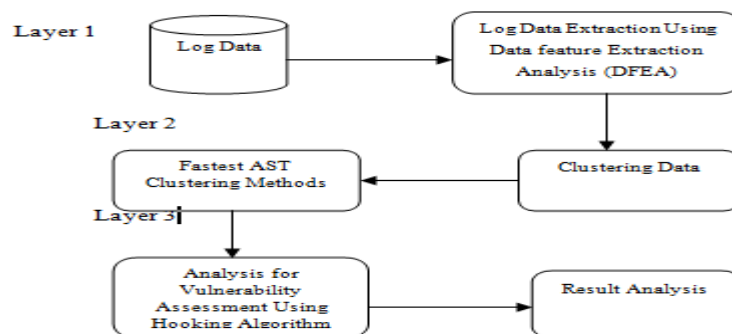


Figure3. Log files Organization for business Process

In layer 3, with the clustering data's we can focus for vulnerability by hooking algorithm to decrease the issues in the log files in the organization. We can less this logs in the data means we can get the best results. (Eg.Figure3) This algorithm is work under the concept of Dynamic Linking Library(DLL) form which it works with the result of the Hooking algorithm is best which must be configure the vulnerabilities in the log files occurred. Generally we use Hooking algorithm to control the issues occurred in the log files in an organization which was created, by user mode application. In the organization data must be secure that the other organization must not be threat the data, in the business intelligence is to be improving by using this concept. So with our work, the organizations like bank, customer services, marketing in software products must be safe. In this algorithm is used to solve the vulnerability in the organization with the large data set. This algorithm will be work properly for vulnerability and security. The business people get satisfaction in their work time and accuracy will be very fast and work will be efficient which this concept will be user friendly.

V. CONCLUSION

Thus we concluded that based on the Hooking algorithm we can classify the large log files in an organization and the algorithm must be useful to all the Business intelligence people. With this algorithm, we can implement in all real time organizations such as like in any intelligence process, be it on the battlefield in the form of Military Intelligence, or in the market place under the guise of Competitive Intelligence. So we can work out using this algorithm in all real time applications to fix the vulnerability.

REFERENCES

- [1] Institutional Vulnerability and Governance of Disaster Risk Reduction: Macro, Meso and Micro Scale Assessment (With Case Studies from Indonesia) Dissertation zur Erlangung des Grades Doktor Ingenieur (Dr.Ing.) der Hohen Landwirtschaftlichen Fakultät der Rheinischen Friedrich-Wilhelms-Universität zu Bonn Vorgelegt am 24 November 2010 Jonatan A. Lassa aus.
- [2] Unclassified Statement for the Record on the World wide Threat Assessment of the US Intelligence Community for the Senate Select Committee on Intelligence James R. Clapper Director of National Intelligence January 31, 2012.
- [3] "Towards a new stage in the bi-regional partnership: innovation and technology for sustainable development and social inclusion" MADRID ACTION PLAN 2010-2012.
- [4] Intervulnerability Assessment Shifting Foci from Generic Indices to Adaptive Agents in Assessing Vulnerability to Global Environmental Change (A Pilot Project in the Philippines) Lilibeth Acosta-Michlik Department of Geography University Catholic of Louvain (UCL) Louvain-la-Neuve, Belgium acosta@geog.ucl.ac.be November 2005.
- [5] Cyber threats to civil infrastructure: the 2012 owasp appsec dc francis cianfrocca ceo, bayshore networks llc 5 april 2012.
- [6] Bitcoin Virtual Currency: Unique Features Present Distinct Challenges for Deterring Illicit Activity 24 April 2012.
- [7] Decision-making under uncertainty: an assessment of adaptation strategies and scenario development for resource managers a white paper from the California energy commission's California climate change center July 2012 cec-500-2012-027.
- [8] European commission Brussels, 14.5.2012 com (2012) 199 final "communication from the commission on the application of national road infrastructure charges levied on light private vehicles" (text with eea relevance).
- [9] GEO 2012-2015 WORK PLAN Version 0 Submitted for Technical Review (please send comments to secretariat@geosec.org by 26 May 2011) 7 March 2011.
- [10] "Climate Change Vulnerability and Adaptation Preparedness in Kenya" Camco Advisory Services (K) Ltd. Stephen Mutimba, Samuel Mayieko, Peterson Olum and Kristen Wanyama.
- [11] Developing commissioning support Towards service excellence First published: 2 February 2012.
- [12] An Assessment of Climate Change and the Vulnerability of Wildlife in the Sky Islands of the Southwest Sharon J. Coe, Deborah M. Finch, Megan M. Friggens.
- [13] Commission staff working document assessment of the 2012 national reform programme and stability programme for malta accompanying the document recommendation for a council recommendation on malta's 2012 national reform programme 2012 and delivering a council opinion on malta's updated stability programme, 2012 – 2015 {com(2012) 321 final}.
- [14] Weather Extremes: Assessment of Impacts on Transport Systems and Hazards for European Regions Deliverable 2: Transport Sector Vulnerability Annex 3 Vulnerability Assessment for Road Transport Status: Public Version: 1.1 (final draft) Date: 11.3.2011 Authors: Claus Doll, Niklas Sieber (Fraunhofer-ISI).
- [15] The Global Competitiveness Report 2011–2012 Professor Xavier Sala-i-Martin Columbia University Chief Advisor of the Centre for Global Competitiveness and Performance World Economic Forum Geneva, Switzerland 2011 Professor Klaus Schwab World Economic Forum Editor.
- [16] Configuring full traffic logging Topic 45054 / Updated: 09-November-2011.
- [17] Using ISA Server Logs to Interpret Network Traffic SANS Institute InfoSec Reading Room This paper is from the SANS Institute Reading Room site. Reposting is not permitted without express written permission.
- [18] Efficient Web Usage Miner Using Decisive Induction Rules 1Poongothai, K. and 2S. Sathiyabama 1Department of Information Technology, Selvam College of Technology, Namakkal, Anna University, Tamilnadu, India 2Department of the Computer Science, Thiruvalluvar Govt. Arts and Science College, Rasipuram, Periyar University Tamilnadu, India.
- [19] Web Security Log Server Troubleshooting Guide Topic 50300 | Web sense Web Security Solutions | Version 7.7 | Updated 29-Jun-2012.
- [20] Who Killed My Battery: Analyzing Mobile Browser Energy Consumption Narendran Thiagarajany naren@cs.stanford.edu? April 16–20, 2012, Lyon, France.